

# PRODUCT SPECIFICATION



**Part No. : JH-30RGB14G45-J1C**  
**High Power LED**

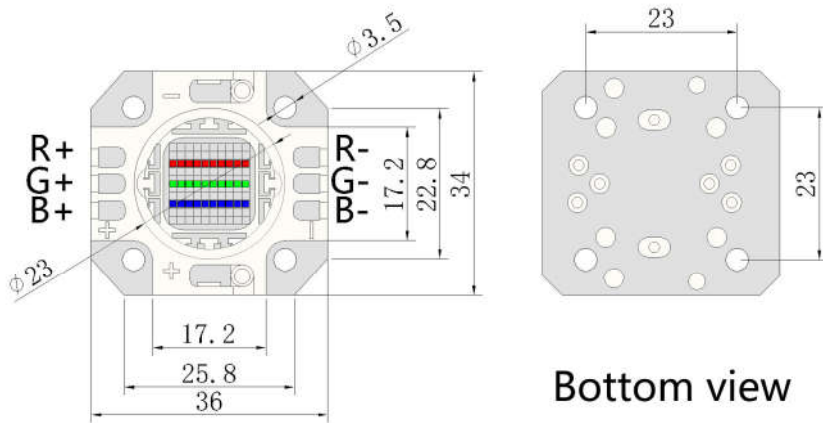
## Catalog

1.Product Features	P2
2.Dimensions	P2
3.Absolute Maximum Rating	P3
4.Optical Character	P3
5.Optical Character Curves	P4
6.Spectrum Curves	P5
7.Viewing Angle Curves	P5
8.Cautions	P6

# 1.Product Features

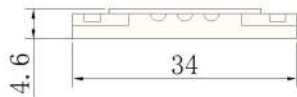
- High Brightness RGB LED Plane Package
- Viewing Angle 140 Degree
- Chip Material: InGaN AlGaInP
- RoHS Compliant

# 2.Dimensions

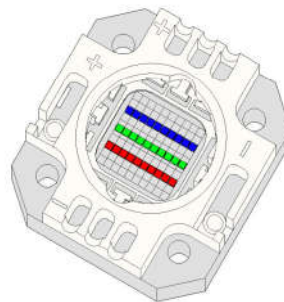


Top view


Bottom view



Side view



Perspective view



Circuit diagram

### Notes:

1. All dimensions are in millimeters.
2. Tolerance is ±0.1mm unless otherwise noted.

### 3. Absolute Maximum Rating @ Ta=25° C

Parameter	Symbol	Maximum Rating	Unit
Continuous Forward Current	IF	350	mA
Peak Forward Current (1/10 Duty Cycle, 0.1ms Pulse Width)	IFp	500	mA
Reverse Voltage	VR	36	V
Power Dissipation	PD	18	W
Electrostatic Discharge	ESD	1000	V
Operating Temperature Range	TOPR	-25°C to +80°C	
Storage Temperature Range	TSTG	-35°C to +100°C	
Lead Soldering Temperature	TSOL	260°C	

### 4. Optical Character @ Ta=25° C

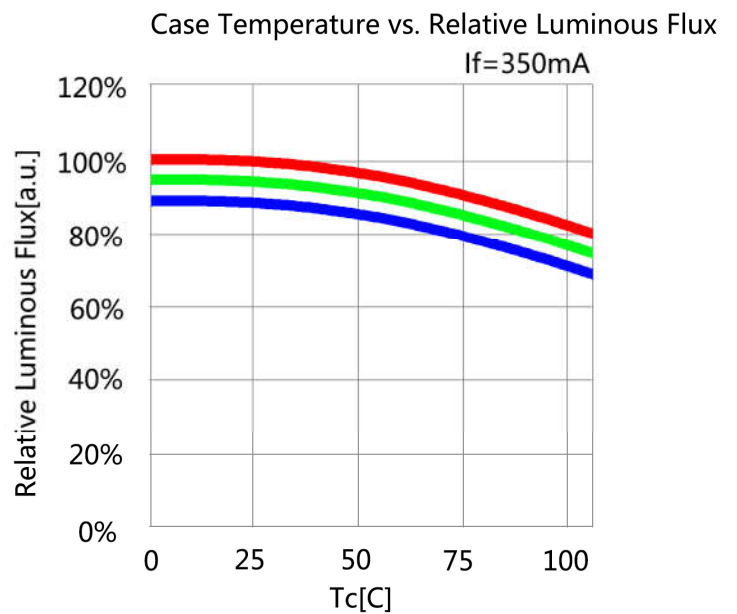
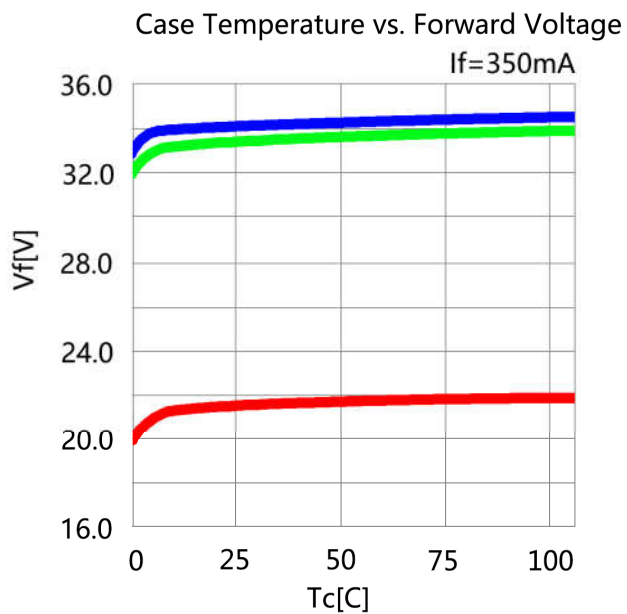
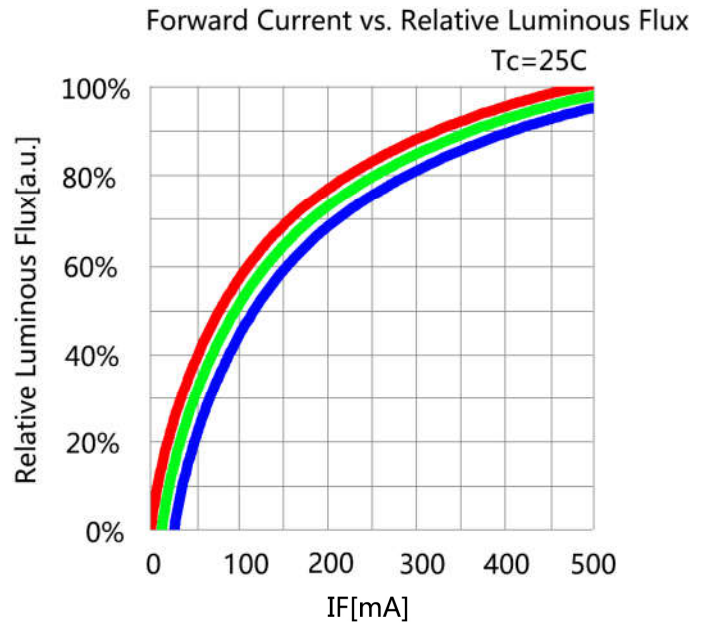
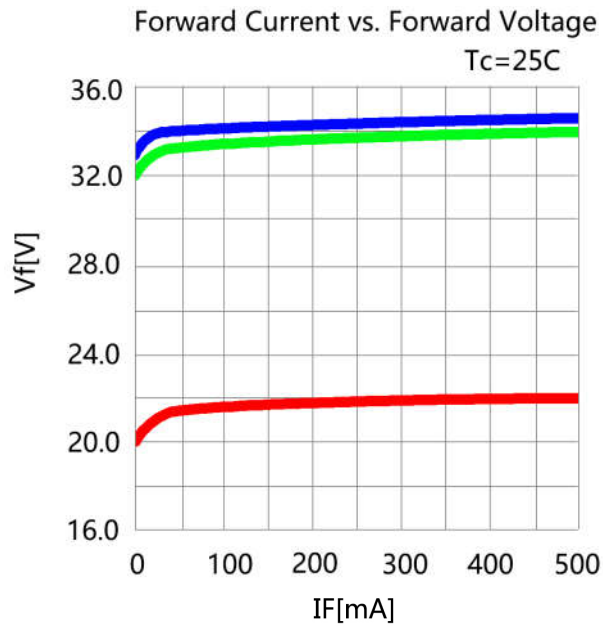
Parameter	Symbol	Color	Min.	Typ.	Max.	Unit	Test Condition
Forward Voltage	VF	R	20	21	22	V	IF=350mA
		G	32	33	34	V	IF=350mA
		B	32	33	34	V	IF=350mA
Luminous Flux	Φ	R	400	500	600	Lm	IF=350mA
		G	800	900	1000	Lm	IF=350mA
		B	250	300	350	Lm	IF=350mA
Dominant Wavelength	Wld	R	620	623	625	nm	IF=350mA
		G	520	523	525	nm	IF=350mA
		B	460	462	465	nm	IF=350mA
Reverse Current	IR			10	μA	VR=25V	
Viewing Angle	2θ1/2			140	deg	IF=350mA	
Recommend Forward Current	IF(rec)	RGB			350	mA	

#### Notes:

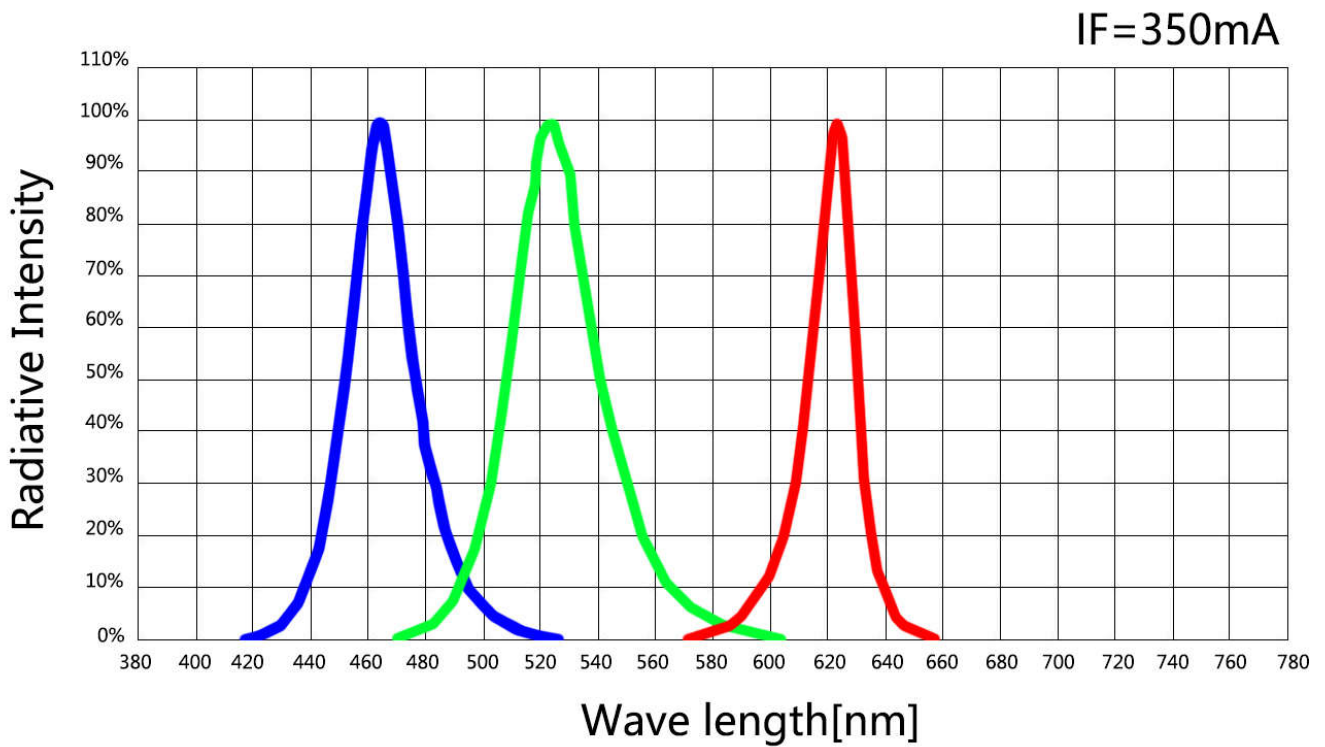
Measurement tolerance of forward voltage ±0.1V

## 5. Optical Character Curves

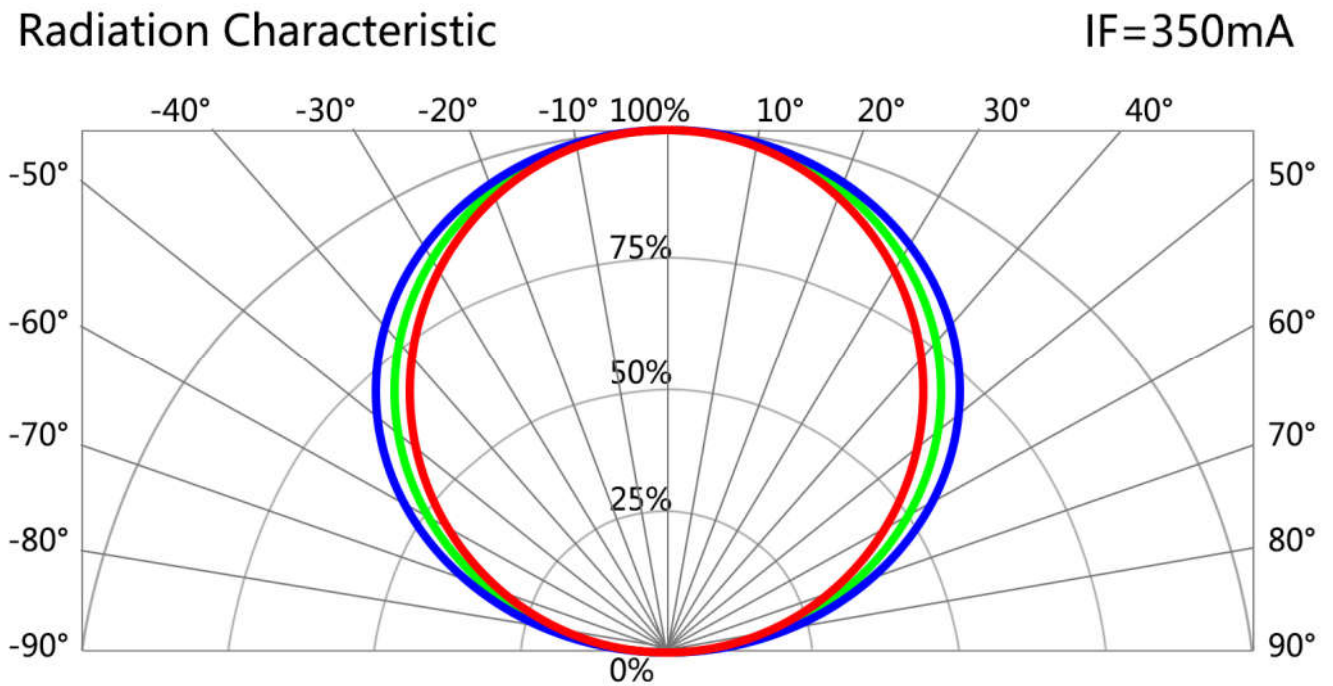
( 25 ° Ambient Temperature Unless Otherwise Noted )



## 6. Spectrum Curves



## 7. Viewing Angle Curves



## 8.Cautions

### 1. Electrostatic Treatment

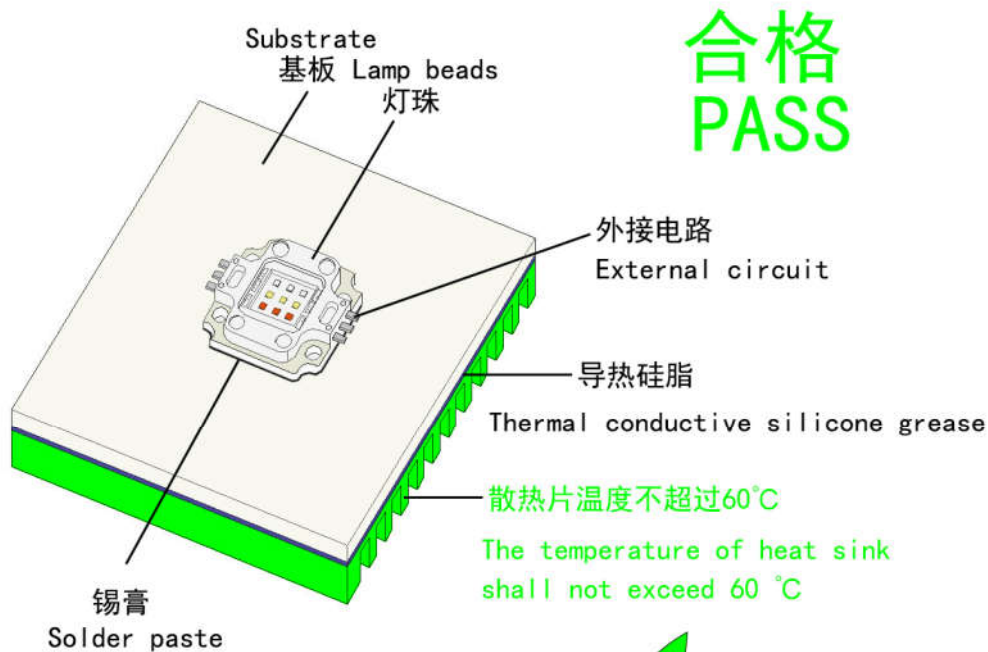
Do a full range of anti-static measures (such as: anti-static ring, anti-static clothes, machine, equipment grounding wire, etc.)



### 2. Heat Dissipation

A、 It is recommend to configure reasonable heat dissipation device for the product.

B、 The best working temperature range of the product is 40-60°. It is recommended to control the working temperature of the product within a reasonable range.



合格  
PASS

OK

